

# MONROE SB612

12 DIGIT PRINTING CALCULATOR



# **INSTRUCTION MANUAL**

## TABLE OF CONTENTS

1. MAINTENANCE.....	3
2. REPLACING INK CARTRIDGE.....	4
3. LOADING PAPER.....	4
4. DISPLAY.....	5
5. KEYBOARD LAYOUT.....	5
6. KEY FEATURES.....	6
7. CALCULATION EXAMPLES.....	8
8. TECHNICAL SPECIFICATIONS.....	15

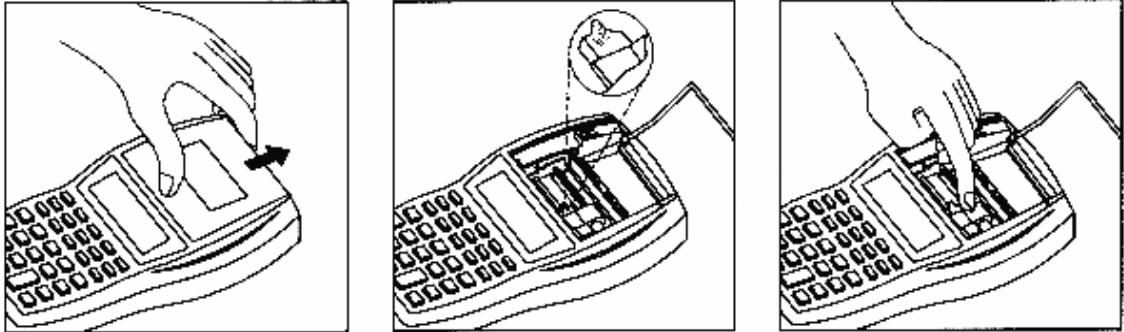
## 1. MAINTENANCE

### CAUTIONS

- The calculator must not be covered when turned on. This will cause the unit to overheat.
- Do not use organic solutions such as alcohol to clean the housing.
- Do not use or leave the calculator in the direct sun light. Area subject to quick temperature changes, high humidity and dirt should be avoided.

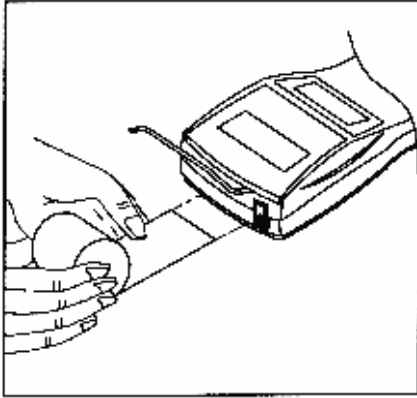
## 2. REPLACING INK CARTRIDGE

1. Remove printer cover.
2. Remove ink cartridge.
3. Insert new cartridge.



## 3. LOADING PAPER

1. Plug in calculator and turn it on.
2. Cut or tear evenly the end of paper roll to get a straight, even edge for proper feeding through the printer head.
3. While holding the paper roll in one hand, feed the paper from the bottom of the roll and insert into the paper slot at the back of the calculator.
4. Depress paper feed key until the paper catches and advances through the printer.
5. Place the paper roll on the paper holders.



Please use high quality  
standard paper with  
57 +/- 0,5 mm only

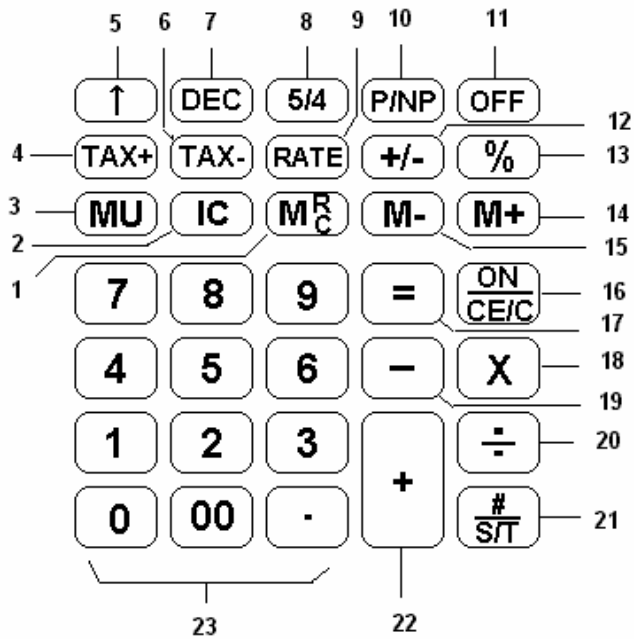
#### 4. DISPLAY

E PRINT 5/4 A024	RATE	TAX+	TAX-	TAX %
<u>M</u>	123'	456'	789'	012.

MEMORY: M

ERROR: E

MINUS: -



## 5. KEYBOARD LAYOUT

- |                                      |                                      |
|--------------------------------------|--------------------------------------|
| 1 Memory recall & clear key          | 13 Percentage key                    |
| 2 Item count key                     | 14 Memory plus key                   |
| 3 Mark up/mark down key              | 15 Memory minus key                  |
| 4 Tax + key                          | 16 Power on,clear entry /clear key   |
| 5 Paper feed key                     | 17 Equal key                         |
| 6 Tax - key                          | 18 Multiplication key                |
| 7 Pre-selection of decimal point key | 19 Minus key                         |
| 8 Rounding key                       | 20 Division key                      |
| 9 TAX rate preset key                | 21 Non-add/date,subtotal & total key |
| 10 Printer switch off/on key         | 22 Plus key                          |
| 11 Off key                           | 23 International ten-key keyboard    |
| 12 Change sign key                   |                                      |

## 6. KEY FEATURES

### [0]-[9],[00] Numeric keys.

Any numeral over 12 digit will be ineffective.

- [.] Decimal point.**  
When this key is used more than once in one numeral, the first decimal point will be considered as effective.
- [ + ] Plus key**  
Adds an amount to the accumulator. To add the same amount more than one time (repeat addition), enter that amount once and depress the Plus key as many times as necessary. If this key is depressed immediately after [%] key, it works as percent plus key.
- [ - ] Minus key**  
To subtract the same amount more than one time (repeat subtraction), enter that amount once and depress the Minus key as many times as necessary. If this key is depressed immediately after [%] key, it works as percent minus key.
- [X] Multiplier key**  
To multiply, enter the first number (multiplicand) and depress the multiplier key; then enter the second number (multiplier) and depress Equals Minus, Equals Plus or other keys as necessary, it will make sequential multiple calculation.
- [÷] Division key**  
To divide, enter the number to be divided (dividend) then depress the Divide key. Then enter the second number (divisor) and depress Equals, Equals plus or other keys as necessary to obtain result. If the key is depressed repeatedly, it will make sequential division calculation.
- [=] Equals key**  
Completes multiplication or division.
- [%] Percent key**  
Completes percent calculation when Multiple or Division key is used.
- [M +] Memory Plus key**  
Adds an amount to memory. If there is a live calculation pending, the Memory plus key will complete the calculation and accumulate the result to Memory.
- [M-] Memory Minus key**  
Subtracts an amount from memory. If there is a live calculation pending, the Memory Minus key will complete the calculation and subtract the amount from Memory.
- [M<sup>R</sup><sub>C</sub>] Memory ,Recall and Clear key**  
Print the result by pressing this key once. Contents of the memory will be cleared if this key is depressed twice.
- [↑] Paper feed key**
- TAX + VAT add-on key (switch position TAX)**  
Calculates value including VAT and prints the VAT separately
- TAX – VAT deduction key (switch position TAX)**  
Calculates the net value without VAT and prints the VAT separately

**[RATE] TAX rate preset keys**

**[#] Non add / Date ,Subtotal & Total key**  
**S/T**

“#” It will print a live entry as an identifier as an invoice number with “#” mark on Left most side of roll paper.

“s” It prints but does not clear the accumulator.

“T” Prints and clears the accumulator.

**[MU] Mark up key**

From a known cost of goods and a desired gross margin, this key automatically calculates and prints the amount of markup and the selling price.

**[IC] Item Count Key**

**[+/-] Sign Change Key**

Reverse the sign of the data of the x-register.

## 7.CALCULATION EXAMPLES

### 1. ADDITION / SUBTRACTION AND TOTAL

$\frac{DEC}{2}$	$\frac{5/4}{5/4}$	$\frac{P/NP}{P}$
-----------------	-------------------	------------------

<u>Calculation</u>	<u>Enter</u>	<u>Display</u>	<u>Paper</u>
31.55 + 27.25=?	31.55 [+]	31.55	31.55 +
	27.25 [+]	58.80	27.25 +
	[*]	58.80	58.80 *

DEC    5/4    P/NP  
 2        5/4        P

<u>Calculation</u>	<u>Enter</u>	<u>Display</u>	<u>Paper</u>
21+ 0.5 + 0.5 -1.42-	21 [+]	21.00	21.00+
1.42 = ?	.5 [+]	21.50	0.50+
	[+]	22.00	0.50+
	1.42 [-]	20.58	1.42 -
	[-]	19.16	1.42-
	[*]	19.16	19.16*

## 2. MULTIPLICATION

DEC    5/4    P/NP  
 0        5/4        P

<u>Calculation</u>	<u>Enter</u>	<u>Display</u>	<u>Paper</u>
3 X 12 <sup>3</sup> =?	3 [x]	36.	3. x
	12 [x]	432.	12. x
	[x]	5'184.	12. x
	[=]		12. =
			5,184. *

## 3. DIVISION

DEC    5/4    P/NP  
 0        5/4        P

<u>Calculation</u>	<u>Enter</u>	<u>Display</u>	<u>Paper</u>
110÷14=?	110 [÷]	110.00	110.00÷
14 [=]		7.86	14.00=
			7.86*
120÷14=	120 [=]	8.57	120.00=
			8.57*

#### 4. PERCENTAGE

DEC    5/4    P/NP  
0        5/4        P

<u>Calculation</u>	<u>Enter</u>	<u>Display</u>	<u>Paper</u>
100% = 1500	1500[x]	1'500.00	1,500.00 X
2 % = ?	2 [%]	30.00	2.00 % 30.00 *

DEC    5/4    P/NP  
0        5/4        P

<u>Calculation</u>	<u>Enter</u>	<u>Display</u>	<u>Paper</u>
198 x 5% = ?	198 [x]	198.00	198.00 x
198 x 22 % = ?	5 [%]	9.90	5.00 % 9.90 *
	22 [%]	43.56	22.00 % 43.56 *
113 % = 226	226[÷]	226.00	226.00 ÷
100 % = ?	113[%]	200.00	113.00 % 200.00 *

#### 5. ALLIGATION

DEC    5/4    P/NP  
0        5/4        P

<u>Calculation</u>	<u>Enter</u>	<u>Display</u>	<u>Paper</u>
(2.5x 5.75)+(12.5x2.3)	2.5 [x]	2.5	2.5 x
3.25X2.5 =?	5.75 [=]	14.375	5.75 = 14.375 *
	[+]	14.375	14.375 +
	12.5 [x]	12.5	12.5 x
	2.3 [=]	28.75	2.3 =
		28.75*	
	[+]	43.125	28.75 +
	[÷]	43.125	43.125 ÷
	3.25 [÷]	13.2692307692	3.25 ÷
	2.5 [=]	5.30769230768	2.5 =
			5.30769230768*

DEC    5/4    P/NP  
 0        5/4        P

<u>Calculation</u>	<u>Enter</u>	<u>Display</u>	<u>Paper</u>
2 x(-3) =	2 [x]	2.	2. x
	3 [(-)]	- 3.	
	[=]	- 6.	- 3.= - 6.*

**6.CLEARANCE.**

DEC    5/4    P/NP  
 0        5/4        P

<u>Calculation</u>	<u>Enter</u>	<u>Display</u>	<u>Paper</u>
23 + 56 =	23 [+]	23.	23+
	24 [ON ] CE/C	0.	
	56 [+]	79.	56.+
	[*]	79.	79.*

**7. SUBTOTAL, NON-ADD/DATE**

DEC    5/4    P/NP  
 0        5/4        P

<u>Calculation</u>	<u>Enter</u>	<u>Display</u>	<u>Paper</u>
#1	1 [#D]	1.	#1.....
1.47	147 [+]	1.47	1.47+
1.59	159 [+]	3.06	1.59+
+ 1.23	123 [+]	4.29	1.23+
4.29	[◇]	4.29	003..... 4.29◇
#2	2 [#D]	2.	#2.....
2.47	247 [+]	6.76	2.47+
2.58	258 [+]	9.34	2.58+
+ 2.69	269 [+]	12.03	2.69+
#1+#2 = 12.03	[*]	12.03	006..... 12.03*

## 8.MEMORY

$\frac{DEC}{0}$        $\frac{5/4}{5/4}$        $\frac{P/NP}{P}$

<u>Calculation</u>	<u>Enter</u>	<u>Display</u>	<u>Paper</u>
12 x 7.15=?	12 [X]		12.00 x
250 X 13%=?	=		
-(8x6.4)=?	7.15 [M+]	M	7.15 = 85.80M+
	250 [X]	M	250.00 x
	13 [%]	M	13.00% 32.50*
	=		
	[M+]	M	32.50 M+
	◇		
	[M*]	M	118.30 M◇
	8 [X]	M	8.00 X
	=		
	6.4 [M-]	M	51.20 =
	◇		
	[M*]	M	51.20 M- 67.10 M◇
	◇		
	[M*]		67.10 M* 67.10M*

## 9. VAT CALCULATION

DEC    5/4    P/NP  
 2        5/4        P

<u>Calculation</u>	<u>Enter</u>	<u>Display</u>	<u>Paper</u>
VAT = 16 %	[RATE] HOLD 3 SECONDS 16 [TAX+]	RATE    XX TAX%   16.00	16.00 %
200.00-16% =?	200[TAX-]	TAX-   172.41	200.00 16.00% -27.59Δ 172.41*
200.00+16% =?	200[TAX+]	TAX+   232.00	200.00 16.00 % 32.00 Δ 232.00*
VAT = 18.6%	[RATE]HOLD 3 SECONDS 18.6 [TAX+]	RATE    XX TAX%   18.60	18.60 %
300.00+18.6%=?	300 [TAX+]	TAX+   355.80	300.00 18.60% 55.80Δ 355.80*
400.00+18.6%	400 [TAX+]	TAX-   474.40	400.00 18.60% 74.40Δ 474.40*
Quantity x price	5 [x] 25 [=]	5.00 125.00	5.00 X 25.00= 125.00*
5 X 25 =125.00 +18,6%	[TAX+]	TAX+   148.25	125.00  18.60% 23.25Δ 148.25*

**10.MARK-UP CALCULATION**

DEC    5/4    P/NP  
 2                    P

<u>Calculation</u>	<u>Enter</u>	<u>Display</u>	<u>Paper</u>
75 % = 645	645 [MU]	645.00	645.00 M
100 % = ?	25 [=]	860.00	25.00%
25 % =?			215.00Δ* 860.00*
125 % =860	860 [MU]	860.00	860.00 M
100% = ?	25 [-]	-25.00	25.00 -
25%=?	[=]	688.00	-25.00% -172.00Δ* 688.00*

**12.PRINTER HEAD ON/OFF**

DEC    5/4    P/NP  
 2                    P

<u>Calculation</u>	<u>Enter</u>	<u>Display</u>	<u>Paper</u>
19.57 + 5.01=	19.57[+]	19.57	
	5.01[+]	24.58	
	NP >P	24.58	24.58◇
	P>NP [C/CE]	0.	
	NP>P	0.00	0.00◇

**13.CAPACITY OVER FLOW**

DEC    5/4    P/NP  
 P

<u>Calculation</u>	<u>Enter</u>	<u>Display</u>	<u>Paper</u>
550000000000+	550000000000 [+]	550'000'000'000.	550,000,000,000+
<u>+6600000000000</u>	6600000000000[+]	E1.21000000000	660,000,000,000 +
Over Flow			..... 1.2100000000*

## 14. PERCENTILE COMPARISONS

<u>Calculation</u>	<u>Enter</u>	<u>Display</u>	<u>Paper</u>
2001 : 15987			
<u>1999 : 11435 (=100%)</u>			
$\Delta = +4552 = +39,81\%$			
	11435 [ $\Delta\%$ ]	11'435.00	11,435.00 $\Delta$
	15987 [=]	39.81	15,987.00=
			4,552.00 $\Delta^*$
			39.81 $\Delta\%$
1993 : 3740			
<u>1992: 4223 (=100%)</u>			
$\Delta = -483 = -11,44\%$			
	4223 [ $\Delta\%$ ]	4'223.00	4,223.00 $\Delta$
	3740 [=]	-11.44	3,740.00 =
			-483.00 $\Delta^*$
			-11.44 $\Delta\%$

## 8. TECHNICAL SPECIFICATIONS

Type:	Electronic Compact Printing Display Calculator
Basic Operations:	Addition, Subtraction, Multiplication and Division
Capacity:	Input and result 12 digits
Decimal System:	Floating (F), Add mode (A), Fixed (0,2,4)
Functions:	Successive calculation (chain calculation), constant calculation, 5/4 rounding, 1 memory, item count, VAT-calculation, EURO conversion, percent add-on and discount, Percent comparison, mark-up calculation.
Printer:	Serial printing with average 0.7 lines per second. Two colour ink roller IR40T
Power Consumption:	6.0W 0.04A
Paper width:	57.5 ± 0.5mm
Display:	12-digit liquid crystal display
Operating Temp:	0°C ~ 40°C
Dimensions:	200(W) x 245(D) x 57(H) mm
Weight:	250g
Accessories:	DC Adapter, ink roller IR40T (installed), paper roll for first calculations, instruction manual.